



Annual Report 2014


Our Staff



Leandro Acevedo



Patrick Campbell



Gerard Coffey



Janette Collins




Nick Davies



Chris Denham



Niamh Derivan



Áine Doyle



Ana Gonzalez



Nathalie Gordon



Andrew Harford



Imran Khan



Antoine Lemonnier



Sergio Maizza




Rachel McCormac



Andrew McDermott



Laura McElhone



Tilen Miheč



Eamonn Murray



Brendan O'Connell



Amy O'Dwyer



Elvira Panos



Conor Redmond



Mario Ricciardi



Catherine Roche




Rana Sayegh



Eoghan Smyth



Daniel Stausberg



Victor Tinoco

Atradius Reinsurance Limited

Directors Report and Audited Financial Statements

Year ended 31 December 2014

Registered No: 276690

VAT No: 8276690Q

Reinsurance Licence No: C38084



Contents

3	Directors
4 - 8	Directors' Report
9	Statement Of Directors' Responsibilities
10-11	Independent Auditors' Report
12-14	Profit And Loss Account
15-17	Balance Sheet
18-30	Notes To The Financial Statements
31	Other Information

Directors

Executive Directors



Daniel Stausberg
Managing Director
(German)



Niamh Derivan
Finance Director
(Irish)



David Capdevila
Chairman of the Board
(Spanish)



Dominique Charpentier
(French)

Independent Non-Executive Directors



Conor Molloy
(Irish)



Mary Brennan
(Irish)

Directors' Report



The directors present their annual report and the audited financial statements for the year ended 31 December 2014.

Principal activity and review of the business

Atradius Reinsurance Limited ("Atradius Re") provides reinsurance capacity for primary insurance companies from both the developed and developing credit insurance and bonding markets.

The Atradius Re brand has been established as the leading global monoline credit and bonding reinsurer in the market. It currently assumes business from over 60 countries, on all continents,

maintaining a balanced diversity within the portfolio. The underlying business consists of around 60% credit insurance and 40% bonding (2013: 60% and 40% respectively), based on premium volume. The business is underwritten by a multilingual, dedicated, international team of underwriters at Atradius Re's offices in Dublin, Ireland.

Since its incorporation, Atradius Re has created long-standing relationships with its clients and leads more than one third of its treaties, in addition to maintaining close contacts with specialist brokers. The quality of these client relationships is underscored by the company's unique offering: combining the Atradius Group's skills in the

primary underwriting of credit insurance and bonding risks with its own distinctive approach and expertise in structuring reinsurance solutions. In this way Atradius Re can anticipate and respond to its clients' specific and changing needs. It continues to evolve and succeed in the face of increasing competition and is one of only very few reinsurers to have the capacity to re-underwrite. Moreover, because it can cross-promote and thus provide an evolving portfolio of additional expert services, Atradius Re is widely acknowledged to play an important role in the international development and growth of the credit insurance industry, particularly in emerging markets. The company is an active member of and

contributor to ICISA, PASA, DIMA and the Aman Union.

The company is authorised and regulated by the Central Bank of Ireland and is authorised to conduct reinsurance business in the EU internal market in accordance with the 2005/68/EC Reinsurance Directive. It is authorised to write business as a foreign reinsurer globally and is licensed individually in Argentina, Bolivia, Brazil, Chile, Colombia, Ecuador, Guatemala, India, Mexico, Paraguay, and the Republic of Panama.

Atradius Reinsurance Limited ("Atradius Re"), based in Dublin, Ireland, is a subsidiary of Atradius Investments Limited, also based in Dublin, Ireland, which is a subsidiary of Atradius N.V., a company incorporated in the Netherlands. Atradius N.V.'s ultimate parent is Grupo Catalana Occidente, S.A, a company incorporated and listed in Spain.

Profit for the year and future developments

2014 has been a positive year for Atradius Re, as we once again achieved positive results, with a profit for the year of €17.6 million (2013: €25.2 million), a particularly strong performance in light of the continuing uncertainties in the global market.

KEY PERFORMANCE INDICATORS	2014	2013
	€'000	€'000
Group reinsurance revenue	302,007	281,417
Third party reinsurance revenue	133,772	128,072
Total Revenue	435,779	409,489
Gross Claims ratio %	43%	45%
Gross Expenses and commissions ratio %	42%	39%
Gross Combined operating Ratio %	85%	84%

Reinsurance revenue from the Atradius Group grew by 7.3% (2013: 8.6%). This growth is as a result of increasing levels of new business and an excellent customer retention rate of 91.5%.

Third party assumed business grew by 4.5% (2013: reduction of 3.5%)

due to robust organic growth from core strategic markets. The strategy, for 2015, is to diversify and evolve the portfolio by region, country and business type, with a focus on Asia, the Middle East and Latin America, and to organically develop the existing book.

The combined financial year claims ratios of group and third party business decreased from 45%, in 2013, to 43%. The claims ratio relating to group internal business reduced from 43% to 41.6%, with good claims performance in many of the local credit insurance markets. The claims ratio relating to third party business fell from 50% to 48% in 2014, due to continuing successful risk mitigation initiatives.

The acquisition cost ratio for the year has increased from 39%, in 2013, to 42% in 2014, with the combined operating ratio increasing marginally, from 84% to 85%. The increase in acquisition costs can be explained by an increase in reinsurance commissions paid, due to the improved claims environment, and an increase in direct operating expenses which were impacted by a one off charge for the impairment of capitalised costs.

2014 proved to be a benign year for the Investment portfolio, with similar results to 2013. The reduction in total net investment income is attributable to FX movements. In 2013, we benefited from a gain on FX of €2 million. The weakening euro in the latter part of 2014 has resulted in an increase in the value of our foreign currency denominated liabilities and the corresponding FX loss in our Income Statement, totaling €3.4 million. This is despite hedging many of our foreign currency balances. The company's investment strategy has remained on course with a focus on preserving capital to avoid large losses on the investment portfolio.

A dividend payment of €16 million was paid on 26 March 2014 (2013:

€18 million), to the company's immediate parent company, Atradius Investments Limited. Profit retained after dividends and tax were €1.6 million (2013: profit of €7.2 million).

Shareholders' funds are €343.9 million (2013: €342.3 million). The solvency position of the company is strong, with regulatory capital held of 439% of the minimum requirements.

The company's key objective and long term strategy includes secured net profits, sustainable growth and reduced profit volatility.

Events after the reporting date

A dividend payment of €23,160,156 was paid on 25 March 2015, to the company's immediate parent company, Atradius Investments Limited.

Credit Rating

In 2014 the Atradius Group had credit ratings from A.M. Best and Moody's.

A.M. Best rates the key operating entities of the Atradius Group, which includes Atradius Reinsurance Limited, with a financial strength rating of 'A (Excellent), outlook stable' and Moody's with 'A3, outlook stable', both of which show the Atradius Group to be a financially sound, geographically well-diversified company in the global trade credit insurance market, with a strong capitalisation and a good risk profile.

Risk management

The risks to which Atradius Reinsurance Limited is exposed could materially affect our business, the results of our operations and our financial condition. Our risk management framework has been developed to identify, assess and manage these risks, and thus to mitigate the possible negative impact on operations and financial results.

The relationship between risk and capital is fundamental. Understanding how risk-taking consumes capital allows management to steer the company and take strategic decisions based on risk. These decisions are increasingly being driven by the outcome of the economic capital model. In addition, risk management and the relationship between risk and capital play a central role in the forthcoming regulatory regime, Solvency II.

The Company has classified its risks as insurance, financial and operational. Insurance risks are the risks of financial loss as a direct result of providing reinsurance; these are predominantly arising from the risk of non-payment by a buyer covered by a policy (credit reinsurance) or the risk of non-performance of a customer (bonding reinsurance). Financial risks are the risks associated with the balance sheet positions and include market risk, credit risk and liquidity risk. Operational risks are the risks of direct or indirect losses resulting from inadequate or failed internal processes, people, systems or external events.

Insurance risk: Insurance risk is directly related to the nature of our business. Through credit reinsurance, we reinsure customers against the risk of non-payment of trade receivables. Through bonding reinsurance, we guarantee a beneficiary that our customers will meet contractual, legal or tax obligations.

Reinsurance underwriting guidelines define the types of business Atradius Re is authorised to write, with specific guidelines to type of product, capacity limit, types of exposure, term, and diversity of the underlying insurance ceded. There is particular attention given to ensure the diversity of the business from third party clients and that exposure to any one country, company, or market is managed within agreed underwriting limits and capacity.

The primary insurer writes traditional credit and/or bonding insurance and reports to Atradius Re the aggregate total potential exposure including the list of insurance buyers over certain limits per the reinsurance agreement conditions. These are reviewed regularly to monitor insurance performance and buyer stability. The underwriters estimate the premium income, ultimate loss ratio and ultimate commission and brokerage costs. These values are then applied to an actuarial risk earnings model to evaluate the appropriate earned income, reserves setting, and costs basis for each reinsurance contract. The reinsurance contract performance and TPE values are reviewed within the control limits set by the underwriting guidelines, economic capital requirements and regulatory solvency requirements. Any business that exceeds the standard control limits requires specific committee review and approval, prior to commitment.

All reinsurance business assumed is reviewed regularly in detail for past underwriting years performance, triangulation development, individual buyer exposure development and aggregate total potential exposure management, market and country exposure. Risk and policy limit setting is monitored to ensure credit quality and performance of the underlying insurance products to reinsurance terms agreed with the client. Reserves supporting the underlying business are based on standard actuarial statistical models and an annual Statement of Actuarial Opinion is produced in accordance with the Society of Actuaries in Ireland's Guidance and Regulatory requirements, providing an independent best estimate comparison to the company's reserves to support the business. The Company's reserves must be at least as much as the actuary's independent best estimate.

Atradius Re transfers a portion of its insurance risk to external

reinsurers/retrocessionaires, through a number of reinsurance arrangements that include quota share and excess of loss treaties. The reinsurance treaties are reviewed annually.

Financial risk: The company is exposed to financial risk mainly through its financial assets, financial liabilities and reinsurance contracts. The core components of financial risk are market risk, credit risk and liquidity risk.

Market risk: Market risk is the risk of economic losses triggered by changes in the market price of the company's investment portfolio. The company's investment portfolio is regularly assessed against a long-term strategic benchmark in terms of risk and performance. This benchmark is designed to ensure the going concern of the company, even under extreme market conditions. Market risk comprises three types of risk: currency risk, interest rate risk, and equity price risk.

Credit risk: The key area where the company is exposed to credit risk is the possibility that a reinsurer fails to pay a claim. The creditworthiness of reinsurers is considered on an annual basis by reviewing their financial strength prior to finalisation of any contract. Company policy is to select only reinsurers that have a well-established investment grade credit rating. The normal minimum requirement is an "A" level rating. In the event that the reinsurer's rating is found to be below this threshold, the company has the right to either terminate the reinsurance relationship during the course of the reinsurance year or else seek collateral if the relationship is to continue.

With regards to managing the credit risk of the financial investments, the company's investment policy is to hold a principally Euro-centric, internationally diversified portfolio while avoiding large risk concentra-

tions. The overall fixed income portfolio is almost completely invested in investment grade debt securities which are rated 'A-' or higher. The maximum concentration limit per issuer is 5% of the market value of the financial investments of the company.

Liquidity risk: Liquidity risk is the risk that Atradius Re would be unable to meet its payment obligations when due. Liquidity risks originate from short term fluctuations in cash flow patterns either on incoming or outgoing cash. It is the company's policy to maintain sufficient cash and marketable securities to manage its liquidity risks.

Operational risk: Operational risks are the risks of direct or indirect loss from inadequate or failed internal processes, human and system errors or external events. We use this definition in line with industry practice as well as the European Union Solvency II Framework Directive. Within the Atradius Group, the Operational Risk Management unit is responsible for developing methods for the identification, assessment and response to risks, and for monitoring and further enhancing the overall risk management and control framework. The ORM unit works closely with both Internal audit and Legal and Compliance. Operational risk management activities such as financial reporting controls, business continuity management and reporting to management all ensure that operational risks within the organisation are identified, and maintained within risk policy guidelines.

Compliance Management

Our compliance practices support our business, our reputation and our integrity. These elements are of importance to our customers, suppliers, staff and other stakeholders. Complying with relevant laws, rules and regulations and maintaining a high standard in terms of ethics and integrity, leads to

lower operational risk and more stable business processes. The Atradius code of conduct outlines the basic corporate, legal and ethical compliance principles and guidelines that apply to all employees and that govern operations and its employees' business conduct and actions. The individual compliance codes address specific compliance areas in more detail and set out detailed compliance requirements that must be met across the company and which must be included in existing business procedures. For the monitoring and testing of effectiveness of these requirements, close alignment is sought with the activities of the Operational Risk Management and Internal Audit Units.

The Company is subject to the Corporate Governance Code for Credit Institutions and Insurance Undertakings 2013, but does not fall in scope of the additional requirements for major institutions. Atradius Re has established a separate Audit Committee and Risk Committee as required under the 2013 Corporate Governance Code.

Solvency II

In January 2016, a full scale revision of the solvency framework and prudential regime applicable to insurance and reinsurance companies in the European Economic Area, will take effect. The new regulatory regime, known as "Solvency II", aims to create a harmonised, risk-oriented solvency regime which incorporates capital requirements for (re) insurance companies that are more reflective of the risks they incur. The Solvency II framework covers three main areas (pillars):

Pillar 1 consists of the quantitative requirements, for example, the amount of capital the company should hold;

Pillar 2 focuses on requirements for the governance and risk management of (re)insurers, as well

as for the effective supervision of (re)insurers;

Pillar 3 establishes regulatory reporting and market disclosure requirements.

Atradius Re has been actively involved in preparations for Solvency II as part of a framework set out by its ultimate parent company, Grupo Catalana Occidente, S.A.

Directors, secretary and their interests

The directors who served during the period and the present directors of the company are listed on page 3.

The directors and secretary had no interests in the shares of the company or any other group undertakings at 31 December 2014 and 2013.

The directors are not required to retire by rotation.

Creditor payment policy

It is the company's policy to agree with suppliers' terms of trade on an individual basis at the time orders are placed. Payments are then made in accordance with contractual obligations. The payment policy applies to all payments to creditors for revenue and capital supplies of goods and services without exception.

Transactions involving directors

There were no contracts or arrangements of any significance in relation to the business of the company in which the directors had any interest, as defined by the Companies Act 1990, at any time during the year ended 31 December 2014.

Books of account

In accordance with Section 202 of the Companies Act, 1990, the measures taken by the directors to secure compliance with the compa-

ny's obligation to keep proper books of account are the use of appropriate systems and procedures and employment of competent persons. The books of account are kept at the registered office of the company.

Auditors Note

In accordance with Section 160 (2) of the Companies Act, 1963, the independent auditors, Deloitte and Touche, Chartered Accountants and Statutory Audit Firm, have expressed their willingness to continue in office.

On behalf of the Board



Daniel Stausberg
Managing Director



Niamh Derivan
Finance Director

20 April 2015

Statement of Directors' Responsibilities

Irish company law requires the directors to prepare financial statements for each financial period which give a true and fair view of the state of affairs of the Company and of the profit or loss of the Company for that period. In preparing those financial statements, the directors are required to:

- select suitable accounting policies and then apply them consistently;
- make judgements and estimates that are reasonable and prudent;
- prepare the financial statements on the going concern basis unless it is inappropriate to presume that the Company will continue in business; and
- state whether applicable accounting policies have been followed.

The directors are responsible for keeping proper books of account which disclose with reasonable accuracy at any time the financial position of the Company and to enable them to ensure that the financial statements are prepared in accordance with accounting standards generally accepted in Ireland and comply with Irish statute comprising the Companies Acts, 1963 to 2013 and the European Communities (Insurance Undertakings: Accounts) Regulations, 1996. They are also responsible for safeguarding the assets of the Company and hence for taking reasonable steps for the prevention and detection of fraud and other irregularities.

Independent Auditors' Report

to the members of Atradius Reinsurance Limited

We have audited the financial statements of Atradius Reinsurance Ltd for the year ended 31 December 2014 which comprise the Profit and Loss Account, the Balance Sheet and the related notes 1 to 26. The financial reporting framework that has been applied in their preparation is Irish law and accounting standards issued by the Financial Reporting Council and promulgated by the Institute of Chartered Accountants in Ireland (Generally Accepted Accounting Practice in Ireland).

This report is made solely to the company's members, as a body, in accordance with Section 193 of the Companies Act, 1990. Our audit work has been undertaken so that we might state to the company's members those matters we are required to state to them in an auditors' report and for no other purpose. To the fullest extent permitted by law, we do not accept or assume responsibility to anyone other than the company and the company's members as a body, for our audit work, for this report, or for the opinions we have formed.

Respective responsibilities of directors and auditors

As explained more fully in the Statement of Directors' Responsibilities, the directors are responsible for the preparation of the financial state-

ments giving a true and fair view. Our responsibility is to audit and express an opinion on the financial statements in accordance with Irish law and International Standards on Auditing (UK and Ireland). Those standards require us to comply with the Auditing Practices Board's Ethical Standards for Auditors.

Scope of the audit of the financial statements

An audit involves obtaining evidence about the amounts and disclosures in the financial statements sufficient to give reasonable assurance that the financial statements are free from material misstatement, whether caused by fraud or error.

This includes an assessment of: whether the accounting policies are appropriate to the company's circumstances and have been consistently applied and adequately disclosed; the reasonableness of significant accounting estimates made by the directors; and the overall presentation of the financial statements. In addition, we read all the financial and non-financial information in the Directors Report and the Financial Statements to identify material inconsistencies with the audited financial statements and to identify any information that is apparently materially incorrect based on, or materially inconsistent

with, the knowledge acquired by us in the course of performing the audit. If we become aware of any apparent material misstatements or inconsistencies we consider the implications for our report.

Opinion on the financial Statements

In our opinion the financial statements:

- give a true and fair view, in accordance with Generally Accepted Accounting Practice in Ireland, of the state of the affairs of the company as at 31 December 2014 and of the profit for the year then ended; and
- have been properly prepared in accordance with the Companies Acts, 1963 to 2013.

Independent Auditors' Report

to the members of Atradius Reinsurance Limited

Matters on which we are required to report by the Companies Acts, 1963 to 2013

- We have obtained all the information and explanations which we consider necessary for the purposes of our audit.
- In our opinion proper books of account have been kept by the company.
- The financial statements are in agreement with the books of account.
- In our opinion the information given in the directors' report is consistent with the financial statements.
- The net assets of the company, as stated in the balance sheet are more than half of the amount of its called-up share capital and, in our opinion, on that basis there did not exist at 31 December 2014 a financial situation which under Section 40(1) of the Companies (Amendment) Act, 1983 would require the convening of an extraordinary general meeting of the company.

Matters on which we are required to report by exception

We have nothing to report in respect of the provisions in the Companies Acts, 1963 to 2013 which require us to report to you if, in our opinion, the disclosures of directors' remuneration and transactions specified by law are not made.



Mary Fulton
For and on behalf of Deloitte & Touche Chartered Accountants and Statutory Audit Firm,
Dublin

20 April 2015



Profit & Loss Account

Year Ended 31 December 2014

TECHNICAL ACCOUNT	Notes	2014	2013
GENERAL REINSURANCE BUSINESS		€ 000	€ 000
Gross premiums written	2	451,542	397,189
Unearned premiums	4	(15,763)	12,300
Gross premiums earned	2	435,779	409,489
Outward reinsurance premiums		(52,550)	(39,300)
Unearned outward reinsurance premiums	4	(33)	(1,078)
Outward reinsurance premiums earned		(52,583)	(40,378)
Net earned premiums		383,196	369,111
Total Technical Income		383,196	369,111
Gross claims paid		183,577	178,523
Reinsurers' share		(8,756)	(11,450)
Net claims paid		174,821	167,073
Gross change in the provision for claims	3	6,525	6,351
Reinsurers' share	3	1,952	9,188
Net change in the provision for claims		8,477	15,539
Claims incurred, net of reinsurance		183,298	182,612
Change in equalisation provision	15	15,868	28,593
Net operating expenses	5	172,102	144,684
Total Technical Charges		371,268	355,889
Balance on the Technical Account for General Business		11,928	13,222

NON-TECHNICAL ACCOUNT	Notes	2014	2013
		€ 000	€ 000
Balance on the Technical Account for General Business		11,928	13,222
Investment income			
· income from investments		5,797	5,640
· gain on the realisation of investments		567	2,719
· loss on the realisation of investments		(22)	(24)
Unrealised gains/(losses) on investments		5,468	5,801
Other charges and expenses			
· exchange (losses)/gains		(3,365)	2,055
· investment administration		(554)	(564)
Profit on ordinary activities before tax		19,819	28,849
Tax on profit on ordinary activities	11	(2,205)	(3,607)
Profit on ordinary activities after tax		17,614	25,242

All of the above amounts derive from continuing operations.

The company has no recognised gains and losses other than those included above; therefore no separate statement of gains and losses has been prepared.

The accompanying notes form an integral part of the financial statements.

On behalf of the Board



Daniel Stausberg
Managing Director



Niamh Derivan
Finance Director

20 April 2015



Balance Sheet

Year Ended 31 December 2014

ASSETS	Notes	2014 € 000	2013 € 000
Investments			
Financial investments	12	684,419	654,640
Deposits with ceding undertakings		35,398	39,607
		719,817	694,247
Reinsurers' share of technical provisions			
Provision for unearned premium	4	12,546	10,837
Claims outstanding	3	39,699	39,775
		52,245	50,612
Debtors			
Debtors arising out of reinsurance operations	13	139,945	127,179
Other assets			
Cash at bank and in hand		99,016	71,407
Other assets	14	59,962	49,075
		158,978	120,482
Prepayments and accrued income			
Accrued interest and commission		9,153	11,105
Total assets		1,080,138	1,003,625

LIABILITIES AND SHAREHOLDERS' FUNDS	Notes	2014	2013
		€ 000	€ 000
Capital and reserves			
Called up share capital		635	635
Capital contribution		139,054	139,054
Profit and loss account		204,202	202,588
Shareholders' funds	18	343,891	342,277
Technical provisions			
Provision for unearned premium	4	159,084	131,770
Claims outstanding	3	402,142	382,989
Equalisation Provision	15	121,220	105,352
		682,446	620,111
Creditors			
Unearned Reinsurance Commission		4,009	3,603
Creditors arising out of reinsurance operations	16	35,938	25,627
Deposits withheld from reinsurers		440	410
Other creditors including taxation and social security	17	13,414	11,597
		53,801	41,237
Total liabilities and shareholders' funds		1,080,138	1,003,625

The accompanying notes form an integral part of the financial statements.

On behalf of the Board



Daniel Stausberg
Managing Director



Niamh Derivan
Finance Director

20 April 2015

Notes to the Financial Statements

1. Accounting policies

The financial statements have been prepared in accordance with accounting standards generally accepted in the Republic of Ireland and Irish statute comprising the Companies Acts, 1963 to 2013 and the European Communities (Insurance Undertakings: Accounts) Regulations, 1996. Accounting standards generally accepted in Ireland in preparing financial statements giving a true and fair view are those issued by the Financial Reporting Council, and promulgated by the Institute of Chartered Accountants in Ireland.

The key estimates made, in preparing the financial statements, are as follows:

For non-group business, premium estimates and reserves are set on a contract-by-contract basis by the company actuary in consultation with the reinsurance underwriter.

For group business, an IBNR estimate is calculated by applying loss frequency severity parameters to the volume of outstanding insured shipments. Known claims under examination and threatening losses are also included.

Reserves are reviewed on a global basis by splitting the portfolio into homogeneous parts and applying standard actuarial triangulation techniques to review the overall reserve estimates for both group and non-group business for accuracy.

A summary of the more important accounting policies, which have been applied consistently, is set out below.

Accounting convention

The financial statements are prepared in accordance with the historical cost convention, as modified by the revaluation of certain investments, and the accounting policies set out below.

Annual basis

The technical result is determined on the annual basis whereby the incurred cost of claims, commission and related expenses are charged against the earned proportion of premiums, net of reinsurance as follows:

- a) Premiums written relate to business incepted during the period, together with any difference between booked premiums for prior years and those previously accrued, and include estimates of premiums due but not yet receivable or notified to the company, less an allowance for cancellations.
- b) Acquisition costs, which represent commission and other related expenses, are deferred over the period in which the related premiums are earned.
- c) Claims incurred comprise claims and related expenses paid in the year and changes in the provision for outstanding claims incurred but not reported and related expenses, together with any other adjustments to claims in previous years. Where applicable, deductions are made for salvage and other recoveries.

- d) Outstanding claims comprise provisions for the estimated cost of settling all claims, incurred up to but not paid, at the balance sheet date whether reported or not, together with all related claims handling expenses. For group business these provisions, including claims incurred but not reported (IBNR claims) are based on latest available cedant advices. For non-group business, outstanding claims are based on latest available cedant advices with provisions for IBNR claims being estimated by reference to loss ratio methodologies.

Provisions

Provisions are calculated gross of any reinsurance recoveries. A separate estimate is made of the amounts that will be recoverable from reinsurers based upon the gross provisions and having due regard to collectability.

Investments

Investments are stated at current value. For this purpose listed investments are stated at market value on the balance sheet date. The aggregate surplus or deficit on revaluation is taken to the non-technical account.

Investment return

Investment return comprises all investment income, realised investment gains and losses and movements in unrealised gains and losses, net of investment expenses, charges and interest.

Realised gains and losses on investments carried at market value are calculated as the difference between the net sales proceeds and purchase price. Movements in unrealised gains and losses on investments represent the difference between the valuation at the balance sheet date and their purchase price or, if they have been previously valued, their valuation at the last balance sheet date, together with the reversal of unrealised gains and losses recognised in earlier accounting periods in respect of investment disposals in the current period.

Tangible fixed assets

Furniture and equipment are stated at the lower of historical cost less accumulated depreciation or the net realisable value. Depreciation is calculated using the straight-line method to allocate their costs over the estimated useful lives (between 2 and 10 years). The assets' residual values and useful lives are reviewed at each balance sheet date and adjusted if appropriate. Gains and losses on disposals are determined by comparing proceeds with carrying amounts. These are included in the profit and loss account.

Deferred acquisition costs

Deferred acquisition costs are expenses of the company that are incurred in connection with the acquisition of new insurance policies or the renewal of existing policies. Deferred acquisition costs are amortised in equal installments over the life of the reinsurance contracts. The amortisation is included in the operating expenses.

Equalisation policy

The company calculates an equalisation provision in line with its requirements under the EU Directive 2005/68/EC, which was brought into force in Ireland on July 14th, 2006. In accordance with Regulation 24 (2) of the EC (Reinsurance) Regulations 2006, the Central Bank of Ireland has authorised Atradius Reinsurance Limited to calculate its equalisation reserves in accordance with Method 1 of the methods set out in point D of the Annex to the Non-Life Insurance Business Directive. If Atradius wishes to change the method of calculation of its equalisation reserve the prior approval of the Financial Regulator is required.

Pension costs

The company participates in a defined contribution pension scheme. The assets of the scheme are held separately from those of the company in independently administered funds.

Taxation

Current tax, including Irish corporation tax and foreign tax, is provided on the company's taxable profits, at amounts expected to be paid (or recovered) using the tax rates and laws that have been enacted or substantially enacted by the balance sheet date.

Deferred tax is recognised in respect of all timing differences that have originated but not reversed at the balance sheet date. Provision is made at the rates expected to apply when the timing differences reverse. Timing differences are differences between the company's taxable profits and its results as stated in the financial statements that arise from the inclusion of gains and losses in taxable profits in periods different from those in which they are recognised in the financial statements.

A net deferred tax asset is regarded as recoverable and therefore recognised only when, on the basis of all available evidence, it can be regarded as more likely than not that there will be suitable taxable profits from which the future reversal of the underlying timing differences can be deducted.

Foreign exchange

Transactions denominated in foreign currencies are translated into Euro (functional currency) at the rates ruling at the dates of the transactions. Monetary assets and liabilities denominated in foreign currencies at the balance sheet date are translated at the rates ruling at that date. These translation differences are dealt with in the profit and loss account.

Leases

Rental costs under operating leases are charged to the profit and loss account in equal annual amounts over the periods of the leases.

2. Segmental information

(a) Analysis of gross premiums written, gross premiums earned, gross claims incurred and gross operating expenses by class of business:

	Gross Premiums written 2014 € 000	Gross Premiums earned 2014 € 000	Gross Claims incurred 2014 € 000	Gross Operating expenses 2014 € 000	Outward Reinsurance 2014 € 000	Technical Reinsurance 2014 € 000
Credit Reinsurance	363,726	360,793	(159,422)	(171,627)	(24,455)	5,289
Bond Reinsurance	87,816	74,986	(30,680)	(31,789)	(5,878)	6,639
Total	451,542	435,779	(190,102)	(203,416)	(30,333)	11,928

	Gross Premiums written 2013 € 000	Gross Premiums earned 2013 € 000	Gross Claims incurred 2013 € 000	Gross Operating expenses 2013 € 000	Outward Reinsurance 2013 € 000	Technical Reinsurance 2013 € 000
Credit Reinsurance	320,329	337,785	(141,834)	(159,146)	(27,244)	9,561
Bond Reinsurance	76,860	71,704	(43,040)	(28,635)	3,632	3,661
Total	397,189	409,489	(184,874)	(187,781)	(23,612)	13,222

(b) Gross premiums written resulting from contracts concluded in:

	2014 € 000	2013 € 000
EU Countries	274,786	251,955
Other Countries	176,756	145,234
Total	451,542	397,189

3. Claims incurred net of reinsurance

2014	Gross €'000	Reinsurance €'000	Net €'000
Outstanding claims brought forward	(382,989)	39,775	(343,214)
Movement on provision	(6,525)	(1,952)	(8,477)
Foreign exchange movement on opening provisions	(12,628)	1,876	(10,752)
Outstanding claims carried forward	(402,142)	39,699	(362,443)

2013	Gross €'000	Reinsurance €'000	Net €'000
Outstanding claims brought forward	(391,211)	50,590	(340,621)
Movement on provision	(6,351)	(9,188)	(15,539)
Foreign exchange movement on opening provisions	14,573	(1,627)	12,946
Outstanding claims carried forward	(382,989)	39,775	(343,214)

Material net over provisions for claims at the beginning of the year as compared with net payments and provisions at the end of the year in respect of prior year claims were €69,493,147 on the credit line and €10,539,430 on the bond line (2013 material net over provision of €47,901,397 on the credit line and €8,004,445 on the bond line).

4. Unearned premiums

2014	Gross €'000	Reinsurance €'000	Net €'000
Provision for unearned premium brought forward	(131,770)	10,837	(120,933)
Movement on unearned premium	(15,763)	(33)	(15,796)
Foreign exchange movement on opening provisions	(11,551)	1,742	(9,809)
Provision for unearned premium carried forward	(159,084)	12,546	(146,538)

2013	Gross €'000	Reinsurance €'000	Net €'000
Provision for unearned premium brought forward	(153,340)	12,782	(140,558)
Movement on unearned premium	12,300	(1,078)	11,222
Foreign exchange movement on opening provisions	9,270	(867)	8,403
Provision for unearned premium carried forward	(131,770)	10,837	(120,933)

5. Net operating expenses

	2014 €'000	2013 €'000
Net acquisition costs	173,638	130,164
Change in deferred acquisition costs	(10,997)	6,920
Administrative expenses	9,461	7,600
Net operating expenses	172,102	144,684

6. Profit on ordinary activities before taxation

	2014 €'000	2013 €'000
Profit on ordinary activities before taxation is stated after charging:		
Auditors' remuneration (incl VAT)	77	72
Rentals under operating leases:		
· Land and buildings	325	343
· Other	6	18
Depreciation	76	75

7. Staff costs

	2014 €'000	2013 €'000
Wages and salaries	2,068	1,761
Social security costs	226	190
Pension cost	148	148
Other Costs	245	337
	2,687	2,436

The average weekly number of employees, including executive directors, during the year was comprised as follows:

	2014	2013
Reinsurance activities	10	10
Support and administration	14	14
	24	24

8. Auditors' remuneration

Auditors' remuneration for work carried out for the Company in respect of financial year is as follows:

	2014 €'000	2013 €'000
Audit of individual company accounts (incl VAT)	77	72

There was no auditors' remuneration in respect of other assurance services, tax advisory services or other non-audit services.

9. Directors

	2014 €'000	2013 €'000
Directors' emoluments:		
· salaries	537	609
· compensation for loss of office	-	155
· pensions	37	37
	574	801

10. Employee pension scheme

Eligible staff are members of the defined contribution scheme operated by the Company. The pension cost charged to the profit and loss account for the year was €147,945 (2013: €148,133) and was fully paid in 2014.

11. Taxation on profit on ordinary activities

	2014 €'000	2013 €'000
Corporation tax:		
Irish tax	(2,208)	(3,603)
Deferred tax movement	3	(4)
	(2,205)	(3,607)

The current tax charge for the year is different than the current charge that would result from applying the standard rate of Irish corporation tax to the profit on ordinary activities before tax. The difference is explained below:

	2014 €'000	2013 €'000
Profit on ordinary activities before tax	19,819	28,849
Profit on ordinary activities multiplied by the standard rate of Irish corporation tax for the year of 12.5% (2013: 12.5%)	(2,477)	(3,607)
Effects of:		
Disallowable expenses and other items	(4)	(4)
Depreciation in excess of capital allowances	(4)	(4)
Prior years refund not previously provided for	335	-
Impact of foreign taxes	(89)	-
Over / (under) provision in respect of previous years	31	12
	(2,208)	(3,603)

12. Investments

	Market Value		Purchase Price	
	2014 €'000	2013 €'000	2014 €'000	2013 €'000
Equities - listed	55,447	54,828	45,749	45,749
Debt securities and other fixed income securities – listed	628,972	599,812	616,518	595,800
	684,419	654,640	662,267	641,549

For debt securities and other fixed income securities the amount repayable at maturity totals €602,009k (2013: €577,194k).

13. Debtors arising out of reinsurance operations

	2014 €'000	2013 €'000
Amounts owed by holding and fellow subsidiary undertakings	43,525	33,609
Amounts owed by third parties	96,420	93,570
	139,945	127,179

14. Other assets

	2014 €'000	2013 €'000
Current Tax Assets	11	11
Fixed Assets	225	276
Deferred Acquisition Costs	59,037	48,041
Other Assets	689	747
	59,962	49,075

15. Equalisation provision

	2014 €'000	2013 €'000
Opening Balance	105,352	76,759
Increase in provision	15,868	28,593
Closing Balance	121,220	105,352

The Company's technical result, for the year ended 31 December 2014, for Credit business was €21,157k (2013: €38,124k). Net written premium for credit business was €312,933k (2013: €290,899k). An increase in the provision was booked of €15,868k (2013: €28,593k) calculated in accordance with Method 1 of the methods set out in point D of the Annex to the Non-Life Insurance Business Directive.

16. Creditors arising out of reinsurance operations

	2014 €'000	2013 €'000
Amounts owed to holding and fellow subsidiary undertakings	23,547	11,779
Amounts owed to third parties	12,391	13,848
	35,938	25,627

17. Other creditors

	2014 €'000	2013 €'000
Tax and social security	65	47
Other creditors	13,349	11,550
	13,414	11,597

18. Shareholders' funds

	Share Capital €'000	Capital Contribution €'000	Profit & Loss €'000	Total €'000
As at 1 January 2013	635	139,054	195,346	335,035
Profit for the year	-	-	25,242	25,242
Dividends Paid	-	-	(18,000)	(18,000)
As at 31 December 2013	635	139,054	202,588	342,277
Profit for the year	-	-	17,614	17,614
Dividends Paid	-	-	(16,000)	(16,000)
As at 31 December 2014	635	139,054	204,202	343,891

19. Operating lease commitments

At 31 December 2014 the company was committed to making the following annual payments in respect of non-cancellable operating leases:

Leases which expire:

- 1-5 years
- After 5 years

2014 €'000
4
187
191

20. Commitments

As at 31 December 2014, there were collateralised letters of credit and reinsurance trusts issued in the amount of €45,472k (2013: €47,282k). These letters of credit and reinsurance trusts are issued in relation to our clients' regulatory requirements.

There were no capital commitments outstanding at 31 December 2014.

21. Reclassification of comparatives

Comparative figures have been reclassified, where necessary, to conform to current years presentation.

22. Cash flow statements

The company has availed of the exemption in Financial Reporting Standard No 1 (Revised 1996 (“Cash Flow Statements”)) which permits qualifying subsidiaries of a parent undertaking which publishes consolidated financial statements, which include the subsidiary, not to produce a cash flow statement.

23. Immediate and ultimate parent company

Atradius Investments Limited, a company incorporated in Ireland, is the company’s parent company. Financial statements for Atradius Investments Limited are available from 2nd Floor, La Touche House, International Financial Services Centre, Dublin 1.

Atradius Investments Limited is a subsidiary of Atradius N.V., a company incorporated in the Netherlands. Atradius N.V.’s ultimate parent is Grupo Catalana Occidente, S.A, a company incorporated and listed in Spain.

The smallest and largest group into which the financial statements of Atradius Reinsurance Limited are consolidated is Grupo Catalana Occidente, S.A.

24. Events after the reporting date

A dividend of €23,160, 156 (2014: €16,000,000) was paid on 25 March, 2015 to the company’s immediate parent company, Atradius Investments Limited.

25. Related party disclosures

The company has availed of the exemption permitted under FRS 8 paragraph 3(c) not to disclose transactions with other group companies on the basis that the consolidated financial statements of Grupo Catalana Occidente S.A. are publicly available as referred to in note 23.

26. Approval of financial statements

The directors approved the financial statements on 20 April, 2015.

Other Information

Secretary

Rachel McCormac
2nd Floor,
La Touche House,
International Financial Services Centre,
Dublin 1.

Independent Auditor

Deloitte and Touche
Chartered Accountants
and Statutory Audit Firm,
Deloitte & Touche House,
Earlsfort Terrace,
Dublin 2.

Bankers

RBS (The Royal Bank of Scotland Group PLC)
Gustav Mahlerlaan 350,
1100 AX,
Amsterdam,
The Netherlands.

Solicitors

William Fry Solicitors
Fitzwilton House,
Wilton Place,
Dublin 2.

Registered Office

2nd Floor,
La Touche House,
International Financial Services Centre,
Dublin 1.

Registered No: 276690
VAT No: 8276690Q

Reinsurance Licence No: C38084



Atradius Reinsurance Ltd
2nd Floor
La Touche House
International Financial Services Centre
Dublin 1
Republic of Ireland

Phone: +353 (0)1 602 9200
Fax: +353 (0)1 686 4705
www.atradiusre.com